

Father's
* Day *
PAPER BAG BOOK



THANK you!

Note from the seller:

Thank you so much for downloading! I sincerely hope that this resource meets your expectations and the needs of your classroom. Please know that your questions and suggestions inspire me. I enjoy hearing from you. My email address is diaryofanotsowimpyteacher@gmail.com. Don't forget to leave feedback and earn TPT points towards your next purchase. Click on the icons below so that we can stay in touch and you don't miss updates on future products, sales and giveaways.



♥ Jamie

TERMS OF USE

All rights reserved. Purchase or download of this item entitles the purchaser/downloader the right to reproduce the pages in limited quantities for one classroom use only. Duplication for multiple classrooms, an entire school, an entire district or for commercial purposes is strictly prohibited without written permission from the author. Copying any part of this product and placing it on the internet or intranet in any form, including personal and classroom websites, is a violation of the Digital Millennium Copyright Act (DMCA). Thank you for respecting my hard work and the work of the graphic artists that help to make my products beautiful!

STAY CONNECTED



VISIT
my *blog!*

DIARY of a
NOT

SO wimpy
Teacher

TEACHER DIRECTIONS:

Print and copy a page of covers, inside pages and as many (or as few) pocket inserts as you desire. Each student will need a set.

Each book will require 2 paper lunch bags. Use the directions on the next page to assemble the book.

You might decide to use ribbon or washi tape on the cover or for the pocket inserts. This is completely optional!

Each student will need crayons or color pencils to color their pages.



BOOK ASSEMBLY

Place two bags on top of each other like this picture.




Flap on top and on the left side.


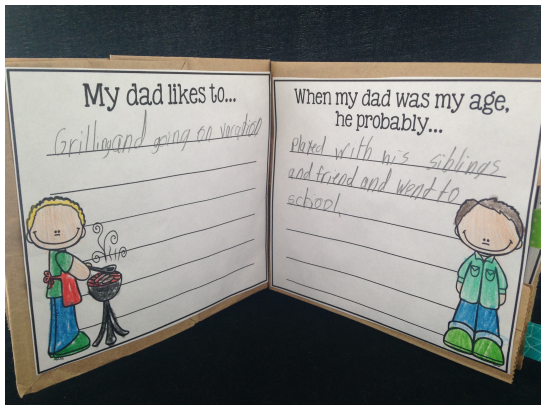


Flap on bottom and on the right side.

Fold the bags in half and staple on the left side.

Instead of stapling, you could punch holes through the bags and attach with knots of ribbon!



FATHER'S DAY BOOK



I used a little washi tape to make tabs for my pocket inserts. You could also use ribbon. Or, keep it simple, and just stick the paper in the pockets!

Happy Father's Day


Written By:

One thing that I want my
dad to know is...




Covers

My dad laughs when I...




During the day, my dad...



One of my favorite things to do
with my dad is...




I would describe my dad as...




Inside Pages Pages 3 & 4

My dad likes to...



When my dad was my age,
he probably...



Inside Pages Pages 5 & 6

Pocket Inserts

About my Dad:

Name:


Age:

What does he look like?:


A Picture of my Dad

Pocket Inserts

A Picture of me with
my Dad



A Picture of my
Family



Happy Father's Day


Written By:

One thing that I want my
grandpa to know is...




Covers

My grandpa laughs when I...



During the day, my grandpa...




Inside Pages Pages 1 & 2

One of my favorite things to do
with my grandpa is...




I would describe my grandpa as...



My grandpa likes to...



When my grandpa was my age, he probably...



Inside Pages Pages 5 & 6

Pocket Inserts

About my Grandpa:

Name:

Age:

What does he look like?:


A Picture of my
Grandpa

Pocket Inserts

A Picture of me with
my Grandpa




A Picture of my
Family



Happy Father's Day


Written By:

One thing that I want my
uncle to know is...




Covers

My uncle laughs when I...




During the day, my uncle...



One of my favorite things to do
with my uncle is...



I would describe my uncle as...




Inside Pages Pages 3 & 4

My uncle likes to...



When my uncle was my age, he probably...



Inside Pages Pages 5 & 6

Pocket Inserts

About my Uncle:

Name:

Age:

What does he look like?:


A Picture of my Uncle

Pocket Inserts

A Picture of me with
my Uncle



A Picture of my
Family



Happy Father's Day


Written By:

One thing that I want my
step-dad to know is...




Covers

My step-dad laughs when I...



During the day, my step-dad...




Inside Pages Pages 1 & 2

One of my favorite things to do
with my step-dad is...



I would describe my step-dad
as...




Inside Pages Pages 3 & 4

My step-dad likes to...



When my step-dad was my age, he probably...



Pocket Inserts

About my Step-Dad :

Name:


Age:

What does he look like?:


A Picture of my Step-
Dad

Pocket Inserts

A Picture of me with
my Step-Dad



A Picture of my
Family



Thank You!

Please remember that this product is copyrighted for use in one classroom.



Clip Art By:

