

Nonfiction Edition

BOOK CLUBS



Introduction to BOOK CLUBS:

I use book clubs to practice and model all of my reading standards! They allow me to easily differentiate by offering different levels of books for each of my guided reading groups. My students love reading the chapter books so much more than a textbook. They are very engaged.

There are many ways to run book clubs, or literature circles in your classroom. I do my book clubs during guided reading groups. I teach a 10-15 minute mini lesson about the current skill. Then when students come to the teacher table, we read a chapter from their book club book. We will then work together to fill out the graphic organizer that best matches our weekly skill. The next time that we meet, we will read another chapter and students will work more independently on the exact same graphic organizer. They have already had a model!

Book clubs can also be used as an independent center. You can assign particular chapters and graphic organizers that students will complete during their center time. You will need to provide time for students to come together and share their work and thoughts about the reading.

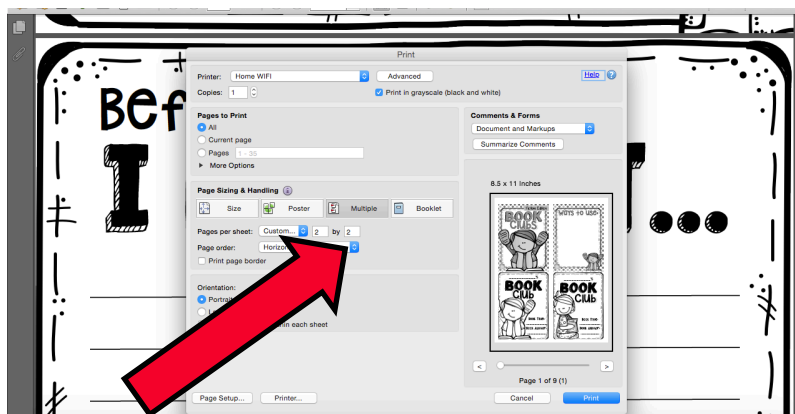
Book clubs can be a part of your reading homework. You can set a schedule of chapters to be read and graphic organizers to be completed at home. Again, you will want to provide time for the groups to come together and discuss the text and their work.



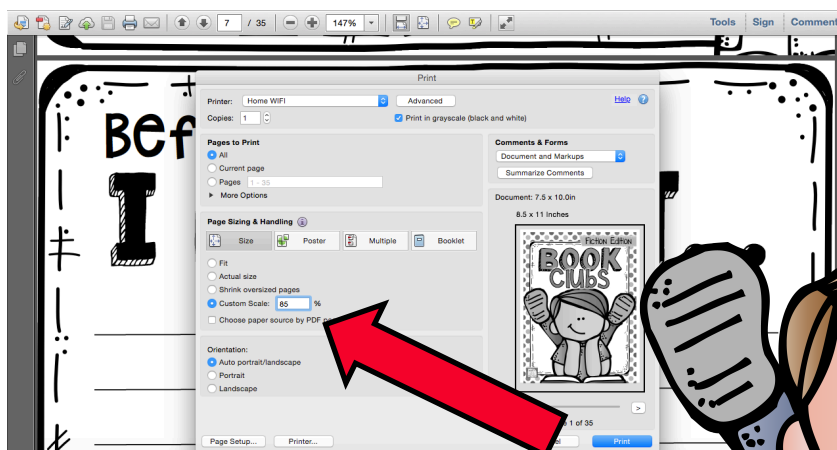
Prep:

There are many ways to use and prepare this product.

You can decide which activities you will want students to complete for the entire novel and make a packet. You can have a full page packet with lots of room for students to write or you can print multiple pages on one paper to make smaller packets.



You can also use these printables in reading notebooks. If you use composition notebooks, just print the pages at 85%.




You could also copy the pages and give them to students as you assign them rather than making a packet.



_____ 'S

BOOK CLUB



BOOK Title: _____

BOOK Author: _____

_____'s

BOOK CLUB



BOOK Title:

BOOK Author:

BOOK CLUB

Assignments

Reading Assignment	Writing Assignment	Due Date	Check When Completed



BOOK CLUB

Assignments

Reading Assignment	Due Date	Check When Completed



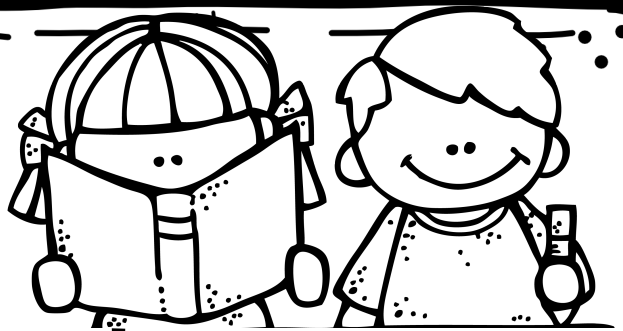
Before Reading

TOUR THE TEXT

What do you already know about the topic?

What do you wonder about the topic?

K-W-L



Know-Wonder-Learn

What do you already know about the topic?

What do you wonder about the topic?


What did you learn about the topic?

TEXT FEATURES

Text Feature	Page Number	How the Text Feature Helped



New WORDS



How is it used in the text?

What does it mean?

How is it used in the text?


What does it mean?

New WORDS



Word	Meaning

New WORDS



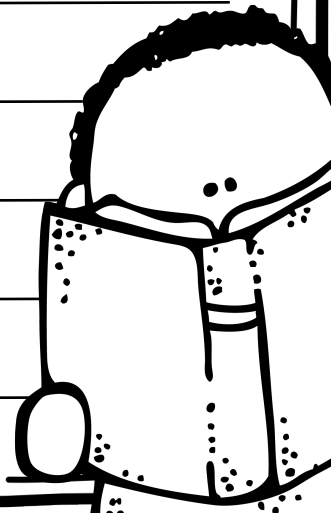
Word	Meaning	Text+ Evidence

BOOK

MAIN IDEA

What is the main idea of the book?

What details does the author give to support the main idea?



Chapter


MAIN IDEA

What is the main idea of the chapter?

What details does the author give to support the main idea?



CAUSE & EFFECT



cause	Effect

point of **VIEW**

What is the author's point of view?

What evidence does the author give to support their point of view?

SEQUENCE



First


Then

Next

Finally

RETELL

The BOOK



First


Then

Next

Finally

RETELL

the Chapter




First

Then

Next

Finally

about+




QUESTIONS

A cartoon character with a large head, a small body, and a wide smile, holding a large white circle. The character has a simple, friendly appearance with a large head, a small body, and a wide smile. It is holding a large white circle, which is the focus of the page. The character is positioned on the right side of the page, and the circle is in the center. The background is white with horizontal lines.




chapter

Write three questions that readers could answer after reading the chapter.

[illegible]

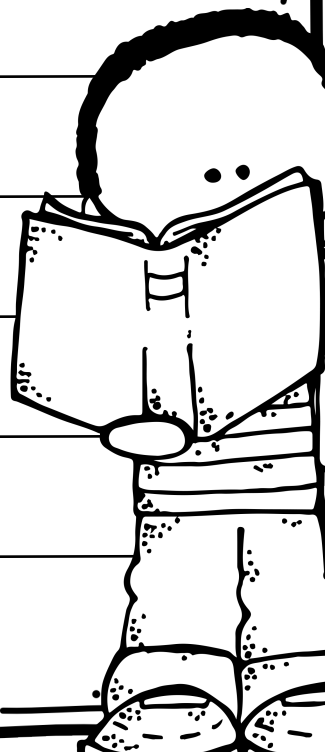
BOOK Review

Would you recommend this book to others?
Why or why not? Use text evidence.



BOOK REVIEW

What was your favorite part of the book?
Why?




I Still have

A cartoon character with a large head, a small body, and a wide smile, holding a large white circle. The character has a simple, friendly appearance with a few dots for eyes and a curved line for a mouth. The body is small and has a few dots on it. The character is holding a large white circle that is partially cut off by the right edge of the page.



BOOK COVER

Design a new book cover for the story.




LETTER

Write a letter to the author of the book. Ask questions that you still have about the topic.



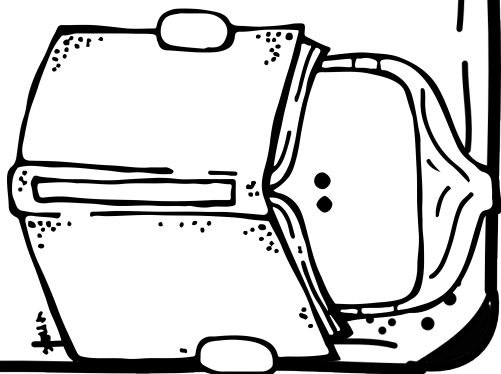
LETTER

Write a letter to the person this book was written about. Ask any questions you still have.




TIME **LINE**

Place the most important events from the text on a timeline.




ILLUSTRATION

Draw and label an illustration that goes along with this text.



THANKS

Please remember that this product is copyrighted for the use
of a single classroom only.
Check out some of my other reading products.



CREDITS:



THANK you!

Note from the seller:

Thank you so much for downloading! I sincerely hope that this resource meets your expectations and the needs of your classroom. Please know that your questions and suggestions inspire me. I enjoy hearing from you. My email address is diaryofanotsowimpyteacher@gmail.com. Don't forget to leave feedback and earn TPT points towards your next purchase. Click on the icons below so that we can stay in touch and you don't miss updates on future products, sales and giveaways.



♥ Jamie

TERMS OF USE

All rights reserved. Purchase or download of this item entitles the purchaser/downloader the right to reproduce the pages in limited quantities for one classroom use only. Duplication for multiple classrooms, an entire school, an entire district or for commercial purposes is strictly prohibited without written permission from the author. Copying any part of this product and placing it on the internet or intranet in any form, including personal and classroom websites, is a violation of the Digital Millennium Copyright Act (DMCA). Thank you for respecting my hard work and the work of the graphic artists that help to make my products beautiful!

STAY CONNECTED



VISIT
my blog!

DIARY of a
NOT

SO wimpy
Teacher